

ics Chairside



IPS e.max[®] CAD


All-Ceramics Chairside

All-Cerami



Dr. Klaus Wiedhahn
Germany

«With IPS Empress CAD, aesthetically impeccable and durable veneers can be fabricated directly at the chairside. I prefer to use a kind of «reverse painting» technique, which means that I apply light-curing stains to the inner surface of the veneer to achieve the required depth effect and chroma. The gloss created by polishing imparts the restoration with a very natural appearance.»



Dr. Stéphane Cazier
France

«The increased tolerance during shade determination and the resulting improved integration into the natural environment is what I like particularly about the IPS Empress CAD Multi Blocks. The colour transition of the Blocks increases the natural-looking appearance after glazing.»



Dr. Andreas Kurbad
Germany

«IPS e.max CAD provides an extraordinary combination of strength and aesthetics and, even more important, allows the restorations to be conventionally cemented. Moreover, the possibility of applying stains or layering material in the incisal third leaves no wish unfulfilled.»

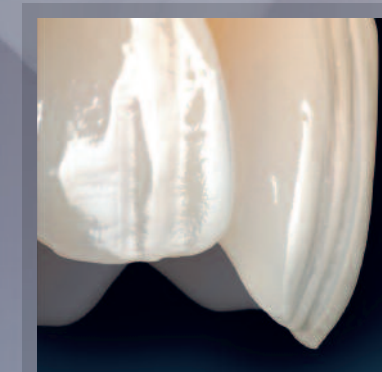


Dr. Gerhard Werling
Germany

«IPS e.max CAD offers me the opportunity of fabricating ceramic restorations in situations in which I would not have dreamt of using all-ceramics in the past. The fact that I can incorporate these restorations with conventional cements if desired is very helpful indeed.»



IPS Empress[®] CAD

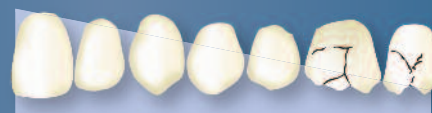


IPS Empress® CAD

Confidence. Esthetics. Reliability.



Recommendation for indication



Anterior Posterior

IPS Empress CAD are highly esthetic leucite glass-ceramic blocks for the fabrication of single tooth restorations, such as inlays, onlays, veneers, anterior and posterior crowns.

The innovative IPS Empress CAD Multi blocks feature a natural shade and fluorescence transition from the dentin to the incisal area producing outstanding esthetics and lifelike restorations.



Dr. A. Kurbad, Germany

- Tried-and-tested with more than 40 million of inserted restorations
- Leucite-reinforced glass-ceramics (160 MPa) for exceptional esthetics
- Polishing with OptraFine – no glazing required
- For inlays, onlays, veneers and crowns

All-Ceramics for chairside CAD/CAM treatment

Scanning



Milling



Characterization



Ceramic firing



Cementation



IPS e.max® CAD

all ceramic ... all you need



Recommendation for indication



Anterior Posterior

IPS e.max CAD is an innovative high-performance lithium-disilicate (LS₂) ceramic, with a strength unmatched today in CAD/CAM glass ceramics. It enables the fabrication of fully anatomical ceramic restorations such as (thin) veneers, inlays/onlays, partial crowns and crowns and offers **flexible cementation**.

Depending on the indication, IPS e.max CAD restorations can be either adhesively, self-adhesively or conventionally cemented.



Dr. A. Kurbad, Germany

- Innovative lithium disilicate (LS₂) ceramic block
- Strength unmatched to date ceramics (360 MPa)
- Crystallization and glazing in one step
- For (thin) veneers, inlays/ onlays, partial crowns, and crowns

IPS e.max® CAD